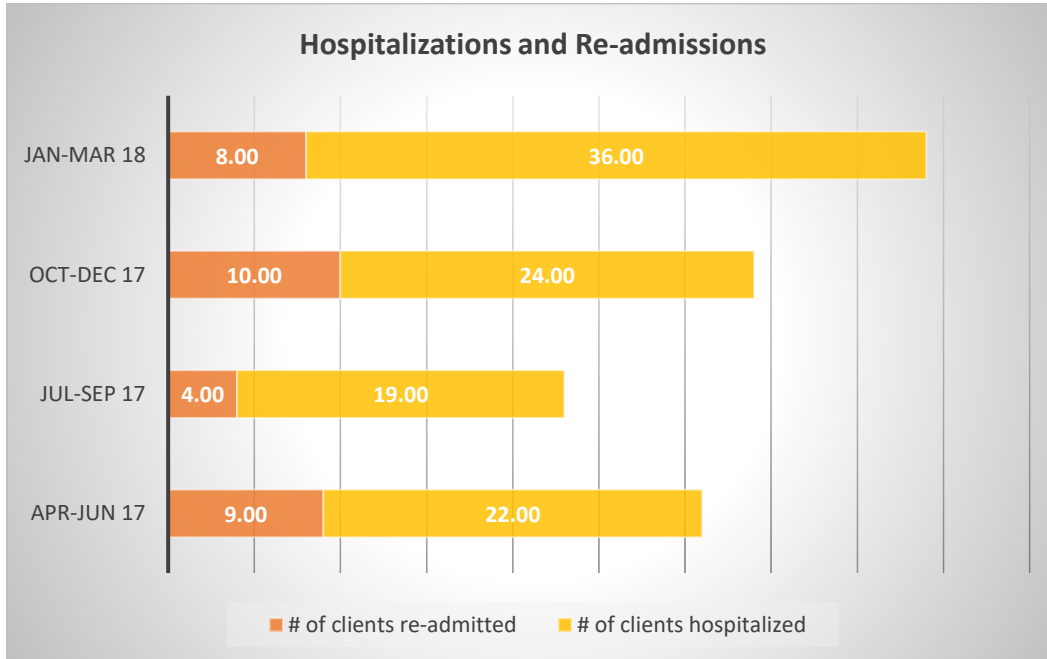




Mission Impact Priority Outcomes by Department Report

Rate of Hospitalization (MHR)



Current Discussion:

Rate of hospitalization (e.g., patient days, episodes, readmission)

- ✓ During the last 90 days, 3% of all our clients were hospitalized which is a low percentage. Of the clients that were hospitalized, 22% were readmitted within the period of January-March 2018. Compared to the total number of “patient days” in the quarter (the number of active clients times the number of days in the quarter), our clients spent .16% of this time was in psychiatric hospital beds.

1,020 active MHR clients

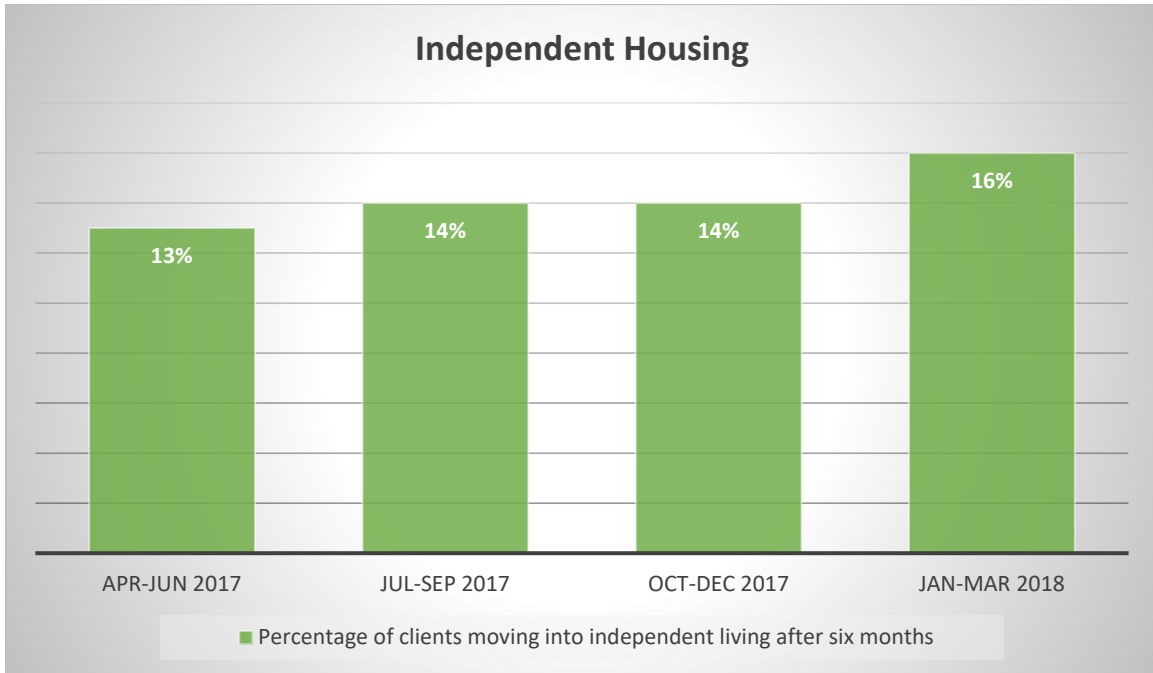
36 clients hospitalized out of all active MHR clients

8 clients were re-admitted of the clients who were hospitalized

151 total days were spent in the hospital by clients

90 total possible hospital days (January-March 2018)

Obtaining Independent Housing



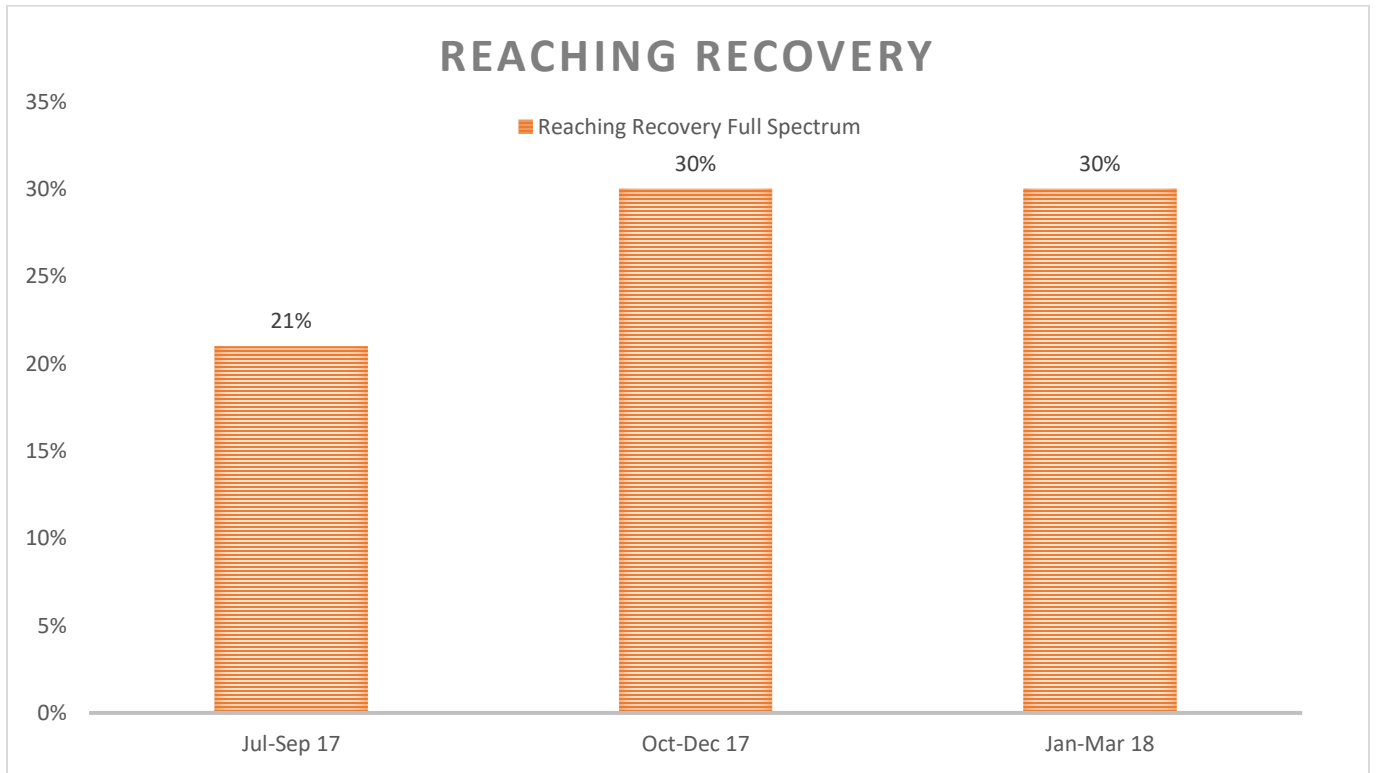
Percentage of clients moving into independent living after six months
(35% of our clients are homeless at the time of intake)

Current Discussion:

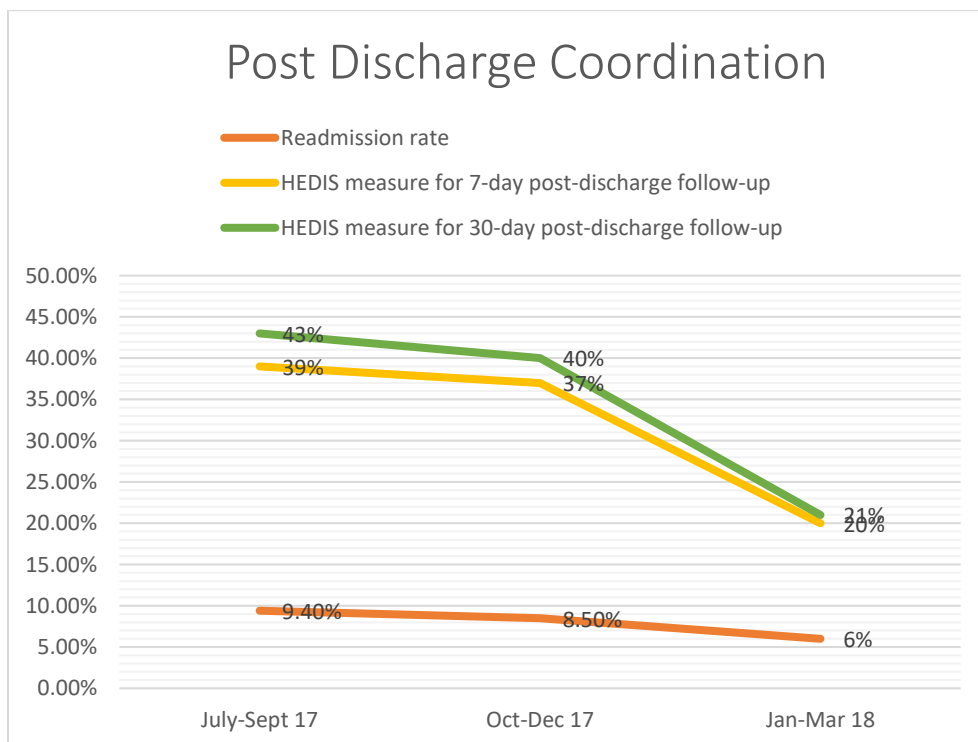
- ✓ At the time of intake 35% of all of our clients are homeless. After 6 months, 30% are homeless. 16% of our homeless clients obtained some sort of housing after six months. Homelessness has decreased 16% across our clients. In regards to independent living, after six months, 11% more of our clients are living independently. A client living with family has decreased 10%, which means that fewer clients are living with family out of convenience.

Fewer of our clients are homeless which means that community support staff are helping clients reach their goals and clients are becoming more independent as a result of working with their community support specialists.

Percentage of active clients who have full spectrum of Reaching Recovery tools administered and tabulated (future outcomes will target recovery thresholds)



Patient Discharge Coordination



Medication Clinic

	September 2017	December 2017	February 2018	March 2018
Satisfaction with assigned provider	76%	86%	86%	<i>*No new data due to flood</i>
Length of time to first psychiatry visit	6.00 weeks	3.00 weeks	3.86 weeks	3.00 weeks
No show rate in the medication clinic	34%	43%	49%	49%

Counseling at Dupont

(January-March 2018)

Making/made progress

- ✓ 58% of clients that took the exit survey indicated that they felt the services they received helped a great deal and 42% of the clients that took the exit survey indicated that they felt the services they received helped. 0.00% of the clients indicated that services did not help.

N=12

Recommend therapist

- ✓ 75% of the clients indicated that they would “definitely” recommend their therapist. 08% indicated that they would “maybe” recommend their therapist. 17% indicated that they would “not” recommend their therapist.

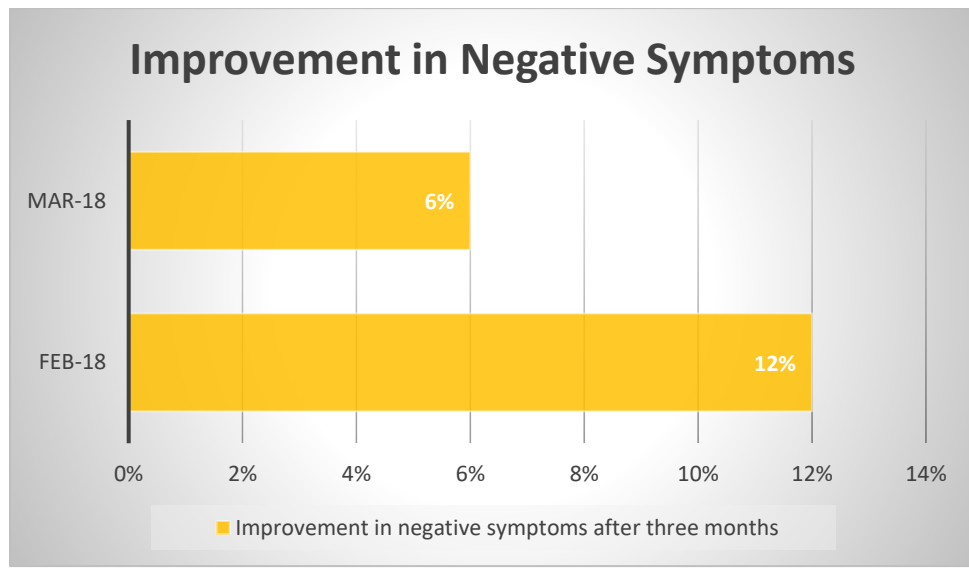
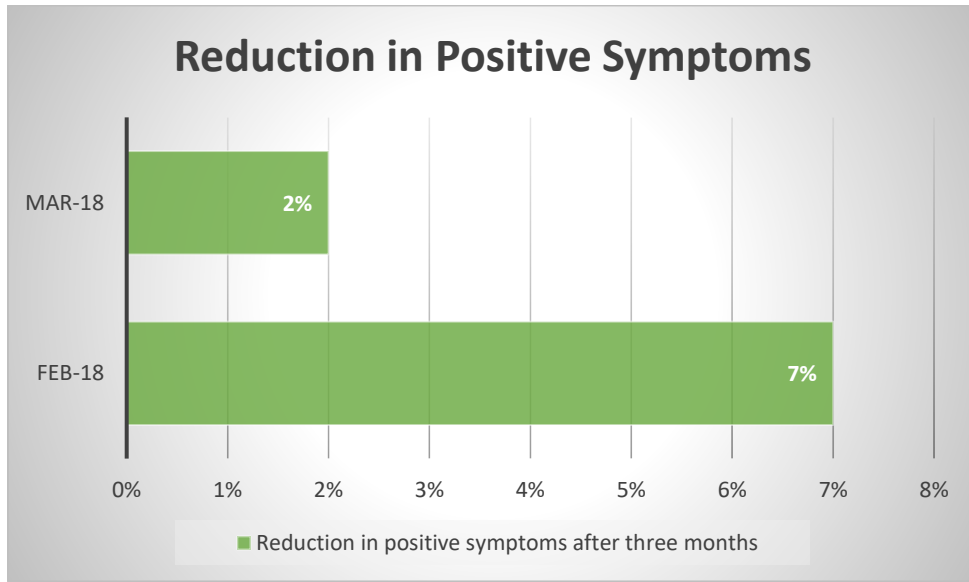
N=12

Access (time to first visit)

- ✓ Remains 1 day.

Day Program: Positive & Negative Syndrome Scale (PANSS)

The PANSS will be administered at intake and results will show after three months of attending the day program, a decrease in consumer symptoms.



N=37

Increased sobriety or abstinence from drugs (GAIN-SS section 3)

- ✓ No final data for this indicator, DP manager indicated that they are collecting this data and that they will have data to report by next quarter. They are also doing this at intake and then again in 3 months to ensure they can capture the data.