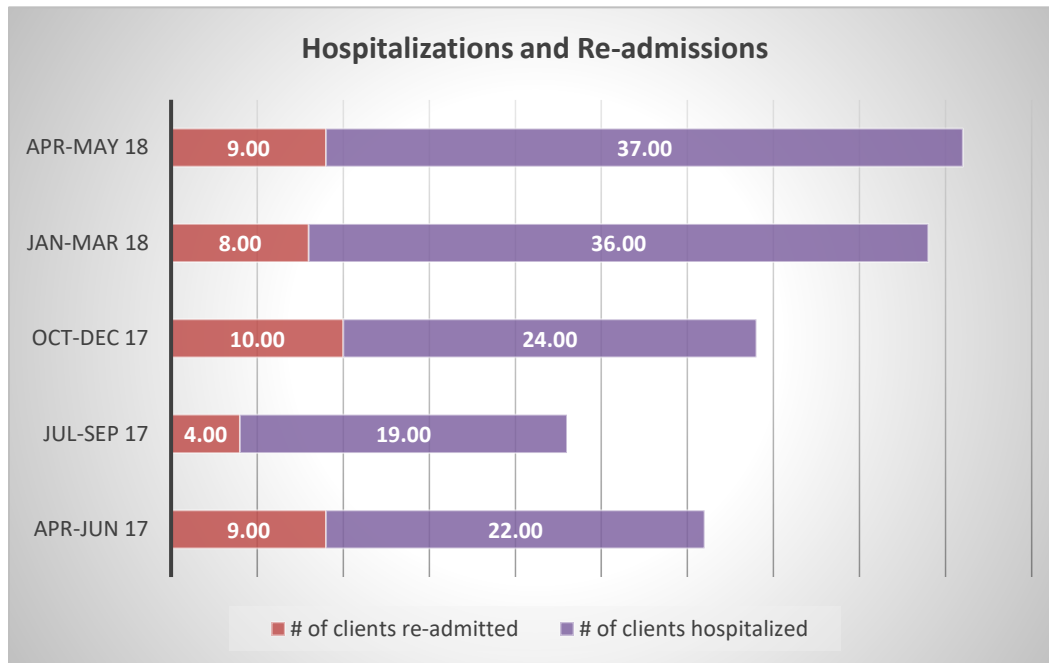




Mission Impact Priority Outcomes by Department Report

Rate of Hospitalization (MHRS)



Current Discussion:

Rate of hospitalization (e.g., patient days, episodes, readmission)

- ✓ During the last 60 days, 3% of all our clients were hospitalized which is a low percentage. Of the clients that were hospitalized, 24% were readmitted within the period of April-May 2018. Compared to the total number of “patient days” in the quarter (the number of active clients times the number of days in the quarter), our clients spent .16% of this time was in psychiatric hospital beds.

1,025 active MHRS clients

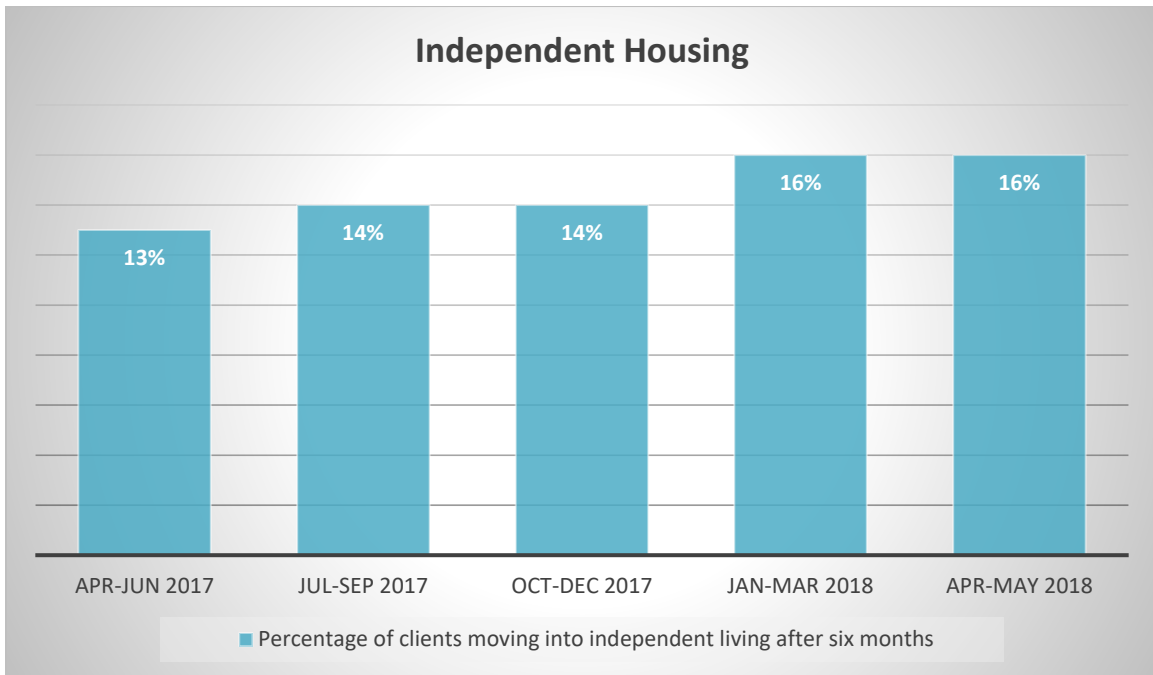
37 clients hospitalized out of all active MHRS clients

9 clients were re-admitted of the clients who were hospitalized

303 total days were spent in the hospital by clients

61 total possible hospital days (April-May 2018)

Obtaining Independent Housing



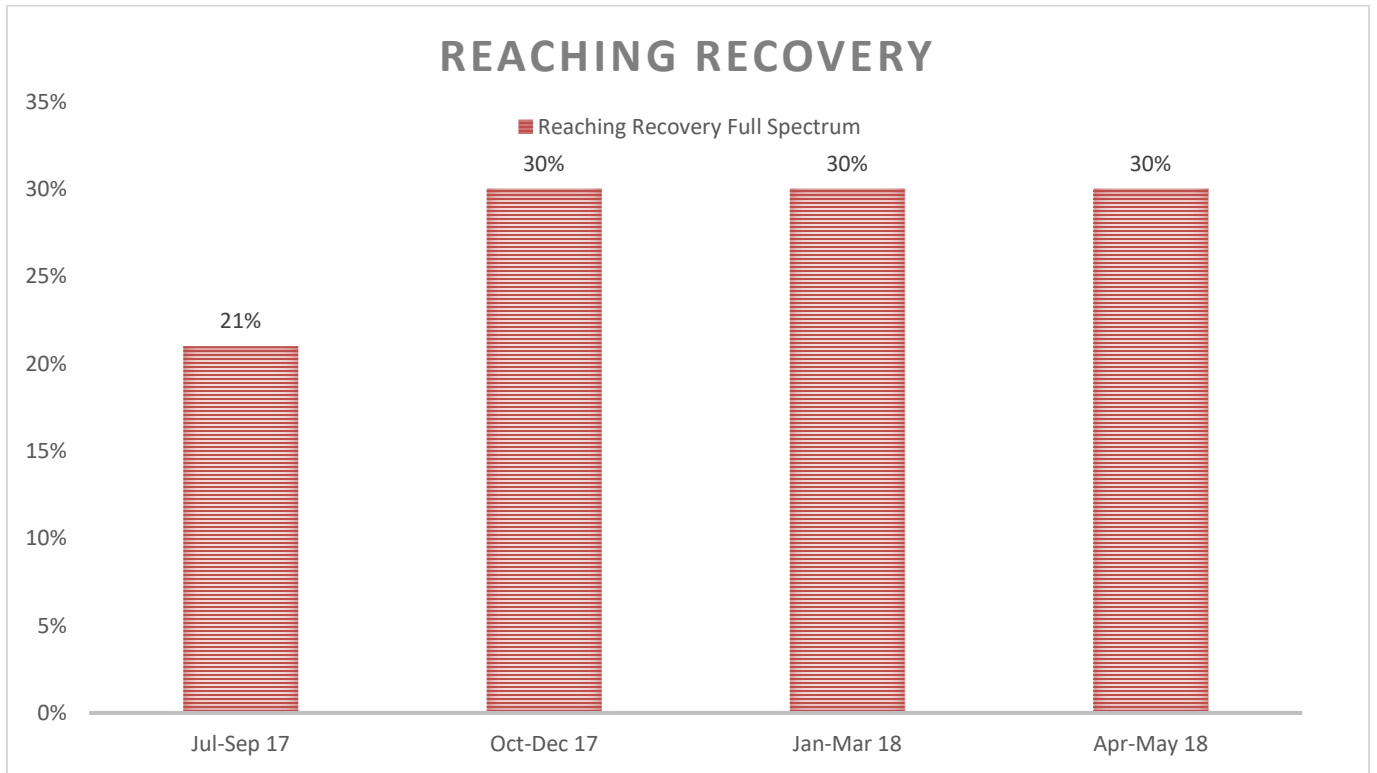
Percentage of clients moving into independent living after six months
(35% of our clients are homeless at the time of intake)

Current Discussion:

- ✓ At the time of intake 35% of all of our clients are homeless. After 6 months, 30% are homeless. 16% of our homeless clients obtained some sort of housing after six months. Homelessness has decreased 16% across our clients. In regards to independent living, after six months, 11% more of our clients are living independently. A client living with family has decreased 10%, which means that fewer clients are living with family out of convenience.

Fewer of our clients are homeless which means that community support staff are helping clients reach their goals and clients are becoming more independent as a result of working with their community support specialists.

Percentage of active clients who have full spectrum of Reaching Recovery tools administered and tabulated (future outcomes will target recovery thresholds)

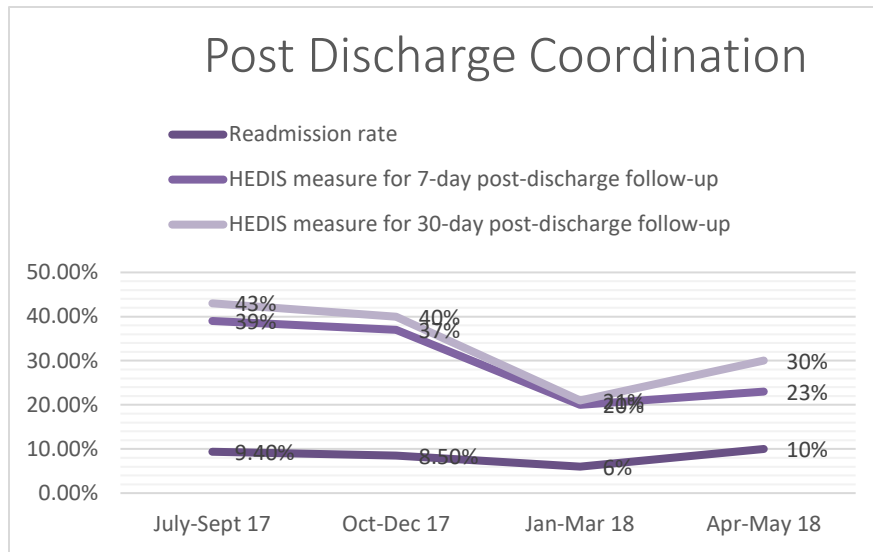


Medication Clinic



***Medication Clinic has begun administering the satisfaction with assigned provider survey.

Patient Discharge Coordination



Counseling at Dupont

(January-May 2018)

Making/made progress

- ✓ 69% of clients that took the exit survey indicated that they felt the services they received helped a great deal and 31% of the clients that took the exit survey indicated that they felt the services they received helped. 0% of the clients indicated that services did not help.

N=16

Recommend therapist

- ✓ 81% of the clients indicated that they would “definitely” recommend their therapist. 6% indicated that they would “maybe” recommend their therapist. 13% indicated that they would “not” recommend their therapist.

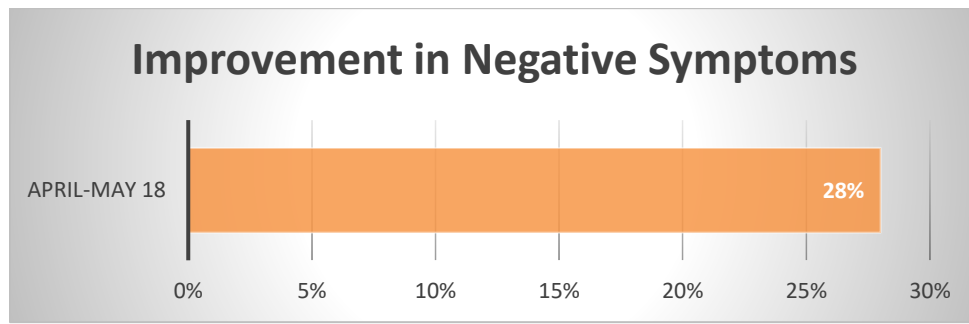
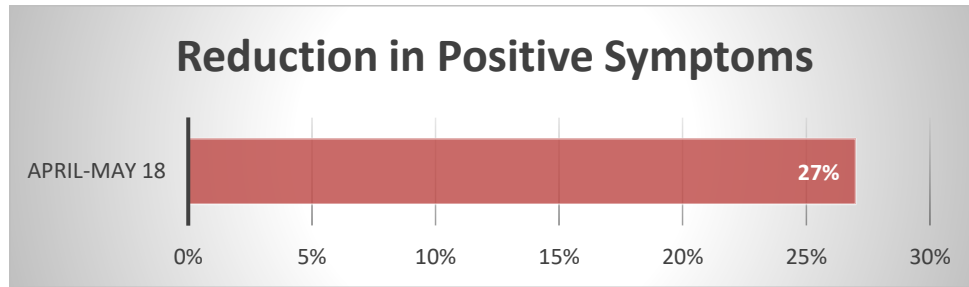
N=16

Access (time to first visit)

- ✓ 2 days

Day Program: Positive & Negative Syndrome Scale (PANSS)

The PANSS will be administered at intake and results will show after six months of attending the day program, a decrease in consumer symptoms.



N=21

Increased sobriety or abstinence from drugs (GAIN-SS section 3)

The GAIN-SS section 3 captures a client's substance use and related behaviors. The higher the score indicates that the use and behaviors are more recent. The scores decrease as the timeframe of use and behaviors is further away. A decrease in score shows that a person has maintained abstinence from substance use and substance use related negative behaviors.

- ✓ Over the last 90 days, there has been a 20% decrease in substance abuse related behaviors.

N=40