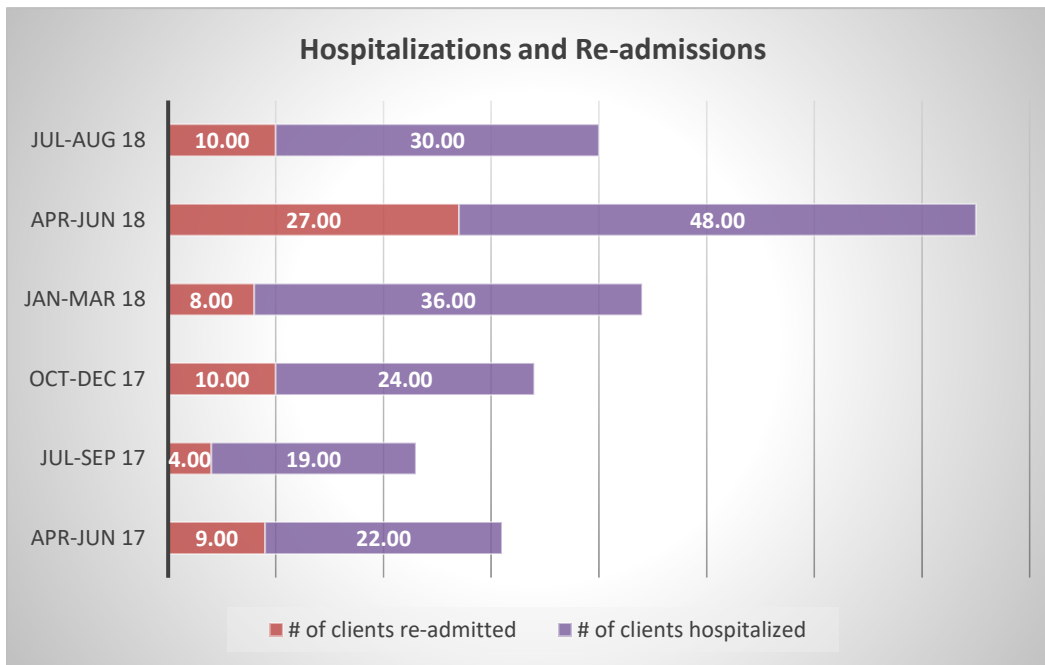




Mission Impact Priority Outcomes by Department Report

Rate of Hospitalization (MHRS)



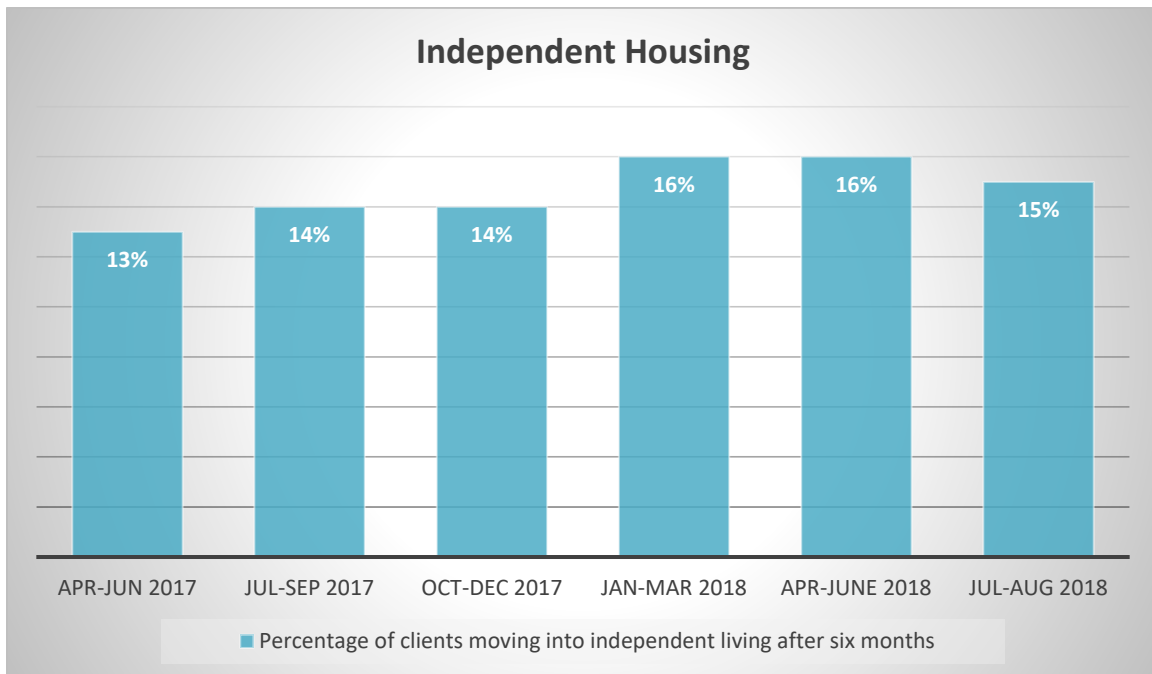
Current Discussion:

Rate of hospitalization (e.g., patient days, episodes, readmission)

- ✓ During the last 60 days, 3% of all our clients were hospitalized which is a low percentage. This percentage has been consistent over the past several quarters. Of the clients that were hospitalized, 33% were readmitted within the period of July-August 2018. April-June’s hospitalizations were higher than normal due to multiple clients who were going in and out of the hospital for psychiatric emergencies, those clients who needed a higher level of care were referred to ACT.

*934 active MHRS clients
 30 clients hospitalized out of all active MHRS clients
 10 clients were re-admitted of the clients who were hospitalized
 105 total days were spent in the hospital by clients
 62 total possible hospital days (July-August 2018)*

Obtaining Independent Housing



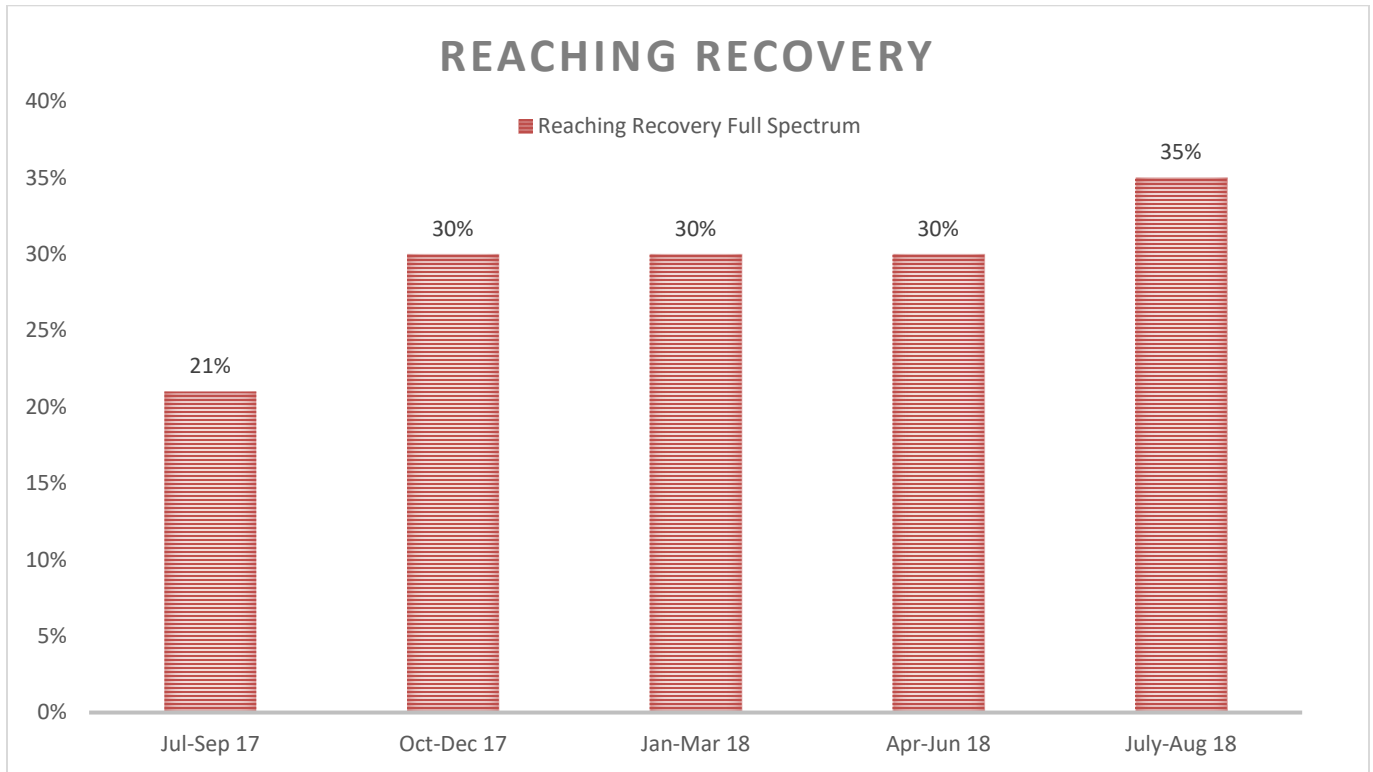
Percentage of clients moving into independent living after six months
(35% of our clients are homeless at the time of intake)

Current Discussion:

- ✓ At the time of intake 35% of all of our clients are homeless. After 6 months, 30% are homeless. 15% of our homeless clients obtained some sort of housing after six months. Homelessness has decreased 15% across our clients. In regards to independent living, after six months, 10% more of our clients are living independently. A client living with family has decreased 9%, which means that fewer clients are living with family out of convenience.

Fewer of our clients are homeless which means that community support staff are helping clients reach their goals and clients are becoming more independent as a result of working with their community support specialists.

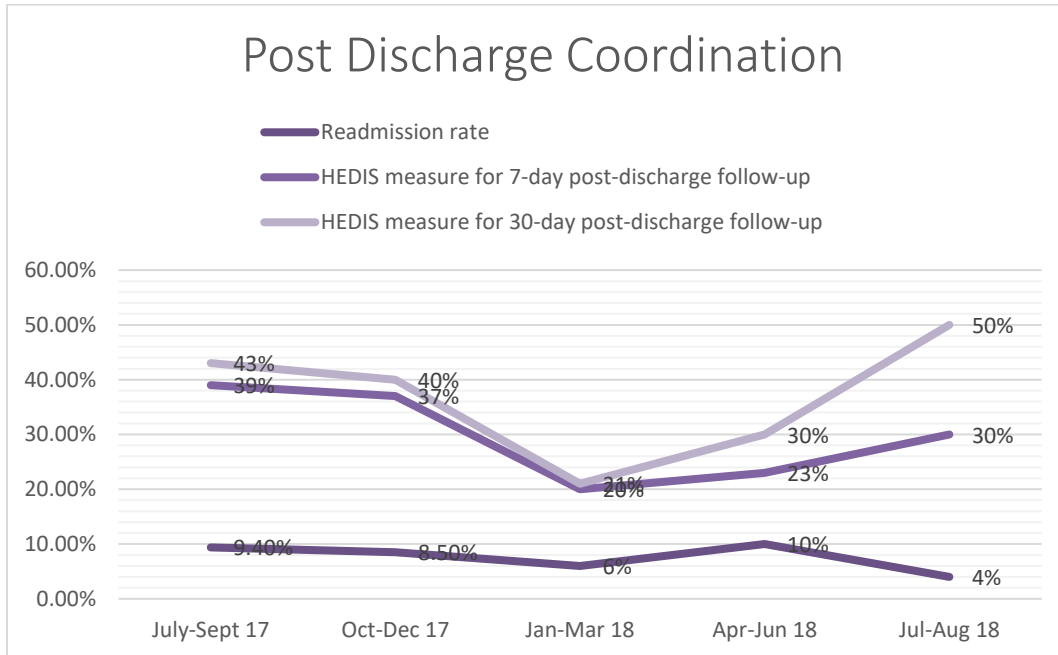
Percentage of active clients who have full spectrum of Reaching Recovery tools administered and tabulated (future outcomes will target recovery thresholds)



Medication Clinic



Patient Discharge Coordination



Counseling at Dupont

Making/made progress

August 2018	65% of clients that took the exit survey indicated that they felt the services they received helped a great deal	35% of the clients that took the exit survey indicated that they felt the services they received helped	0% of the clients indicated that services did not help
June 2018	69% of clients that took the exit survey indicated that they felt the services they received helped a great deal	31% of the clients that took the exit survey indicated that they felt the services they received helped	0% of the clients indicated that services did not help
April 2018	58% of clients that took the exit survey indicated that they felt the services they received helped a great deal	42% of the clients that took the exit survey indicated that they felt the services they received helped	0% of the clients indicated that services did not help
March 2018	50% of clients that took the exit survey indicated that they felt the services they received helped a great deal	and 50% of the clients that took the exit survey indicated that they felt the services they received helped	0% of the clients indicated that services did not help

N=20

Recommend therapist

August 2018	75% of the clients indicated that they would “definitely” recommend their therapist	10% indicated that they would “maybe” recommend their therapist	15% indicated that they would “not” recommend their therapist
June 2018	81% of the clients indicated that they would “definitely” recommend their therapist	6% indicated that they would “maybe” recommend their therapist	13% indicated that they would “not” recommend their therapist
April 2018	75% of the clients indicated that they would “definitely” recommend their therapist	8% indicated that they would “maybe” recommend their therapist	17% indicated that they would “not” recommend their therapist
March 2018	66% of the clients indicated that they would “definitely” recommend their therapist	17% indicated that they would “maybe” recommend their therapist	17% indicated that they would “not” recommend their therapist

N=20

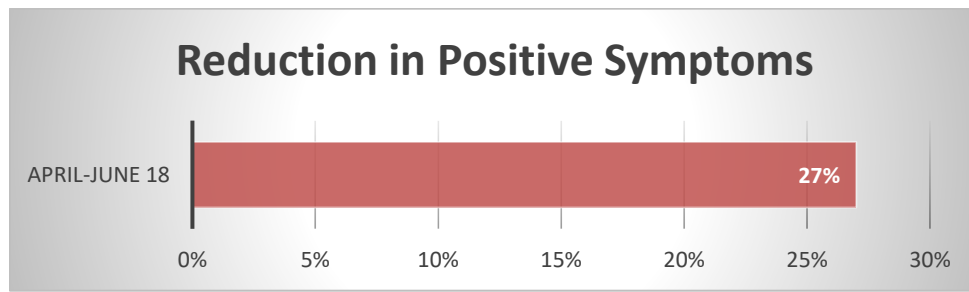
Access (time to first visit)

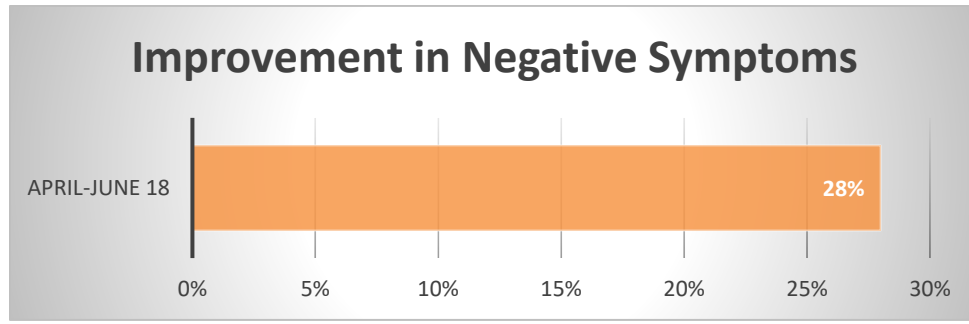
Month	Day(s)
August 2018	7
June 2018	2
April 2018	1
March 2018	1

***Interviews are occurring to hire more therapists.

Day Program: Positive & Negative Syndrome Scale (PANSS)

The PANSS will be administered at intake and results will show after six months of attending the day program, a decrease in consumer symptoms.





N=21

Increased sobriety or abstinence from drugs (GAIN-SS section 3)

(April-June 2018 Data)

The GAIN-SS section 3 captures a client's substance use and related behaviors. The higher the score indicates that the use and behaviors are more recent. The scores decrease as the timeframe of use and behaviors is further away. A decrease in score shows that a person has maintained abstinence from substance use and substance use related negative behaviors.

- ✓ Over the last 90 days, there has been a 20% decrease in substance abuse related behaviors.

N=40