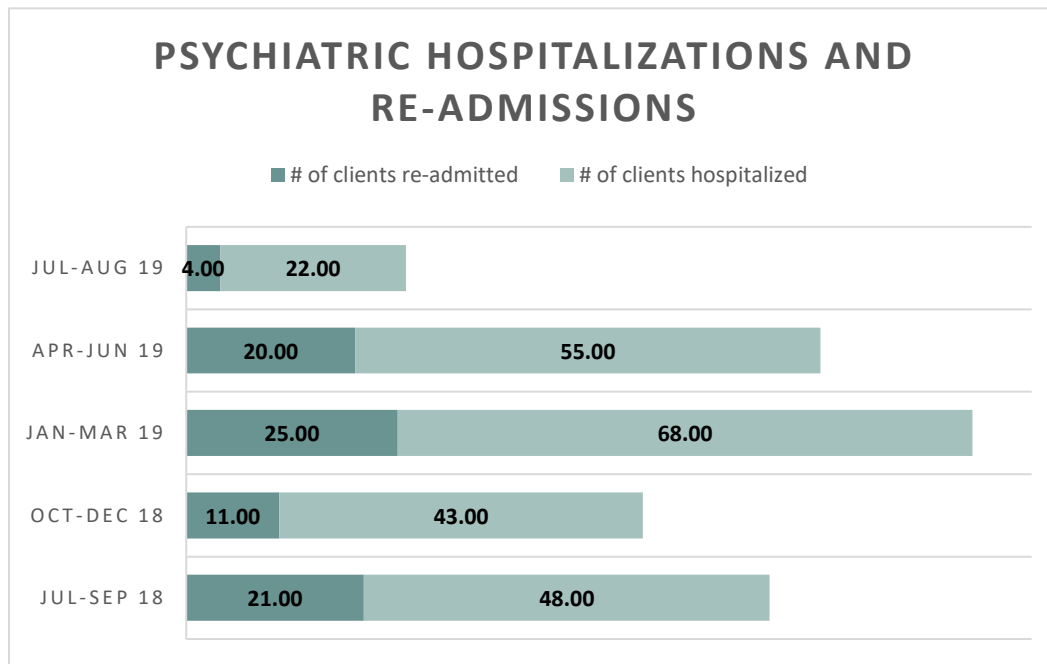




Mission Impact Priority Outcomes by Department Report

Rate of Psychiatric Hospitalizations (MHRS)

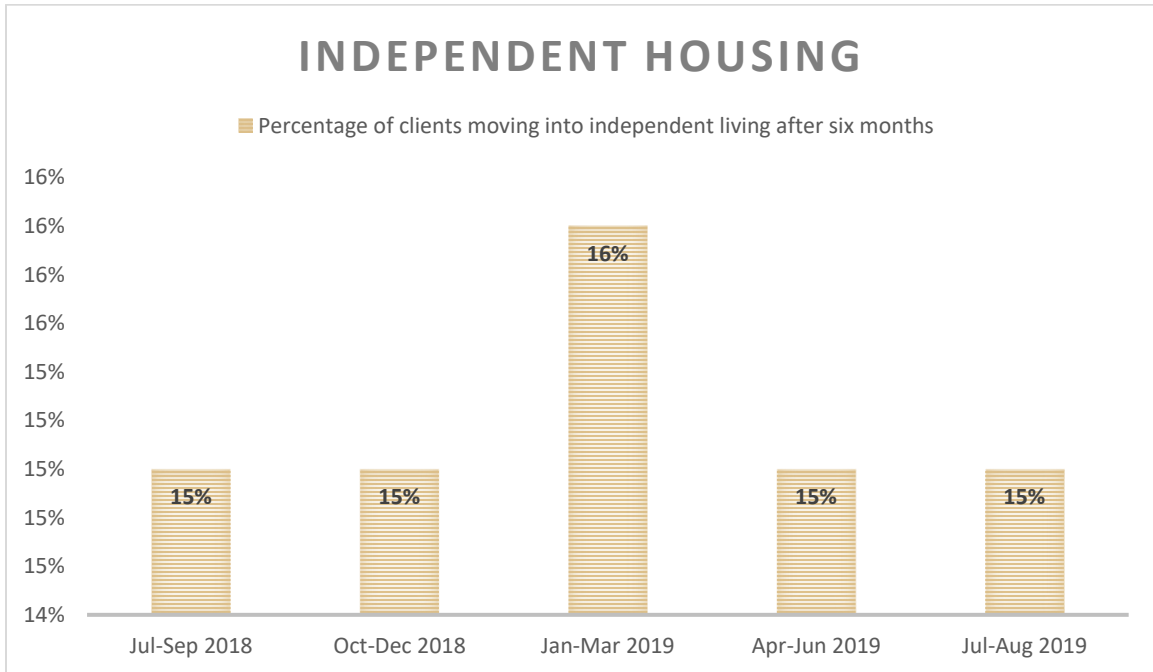


Current Discussion:

Rate of hospitalization (e.g., patient days, episodes, readmission)

- ✓ Over the last 62 days, 2% of all our clients were hospitalized which is a decrease from the prior quarter's data. Of the clients that were hospitalized, 18% were readmitted within the period of July-August 2019.
 - 22 client admissions to the hospital out of all active MHRS clients
 - 4 client readmissions to the hospital of clients who were hospitalized in psych units
 - 68 total days were spent in the hospital by clients
 - 62 total possible hospital days (July-August 2019)
 - 887 active MHRS clients
 - 62 days x 887 clients = 54,994 "patient days"
 - 68 total psych days of 54,994 patient days = 0.00123, or .12%

Obtaining Independent Housing

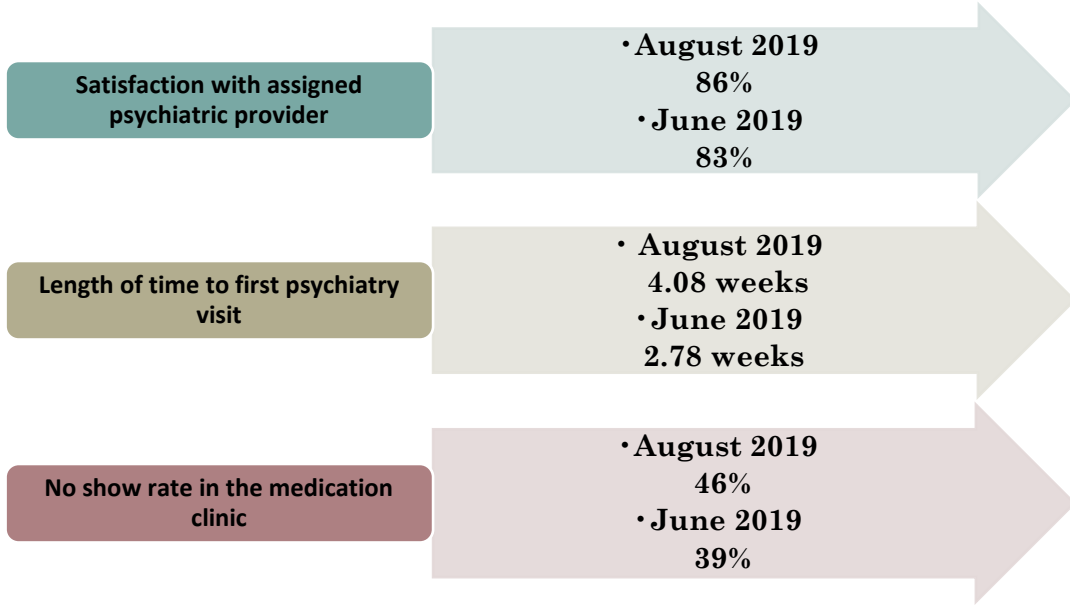


Percentage of clients moving into independent living after six months
(35% of our clients are homeless at the time of intake)

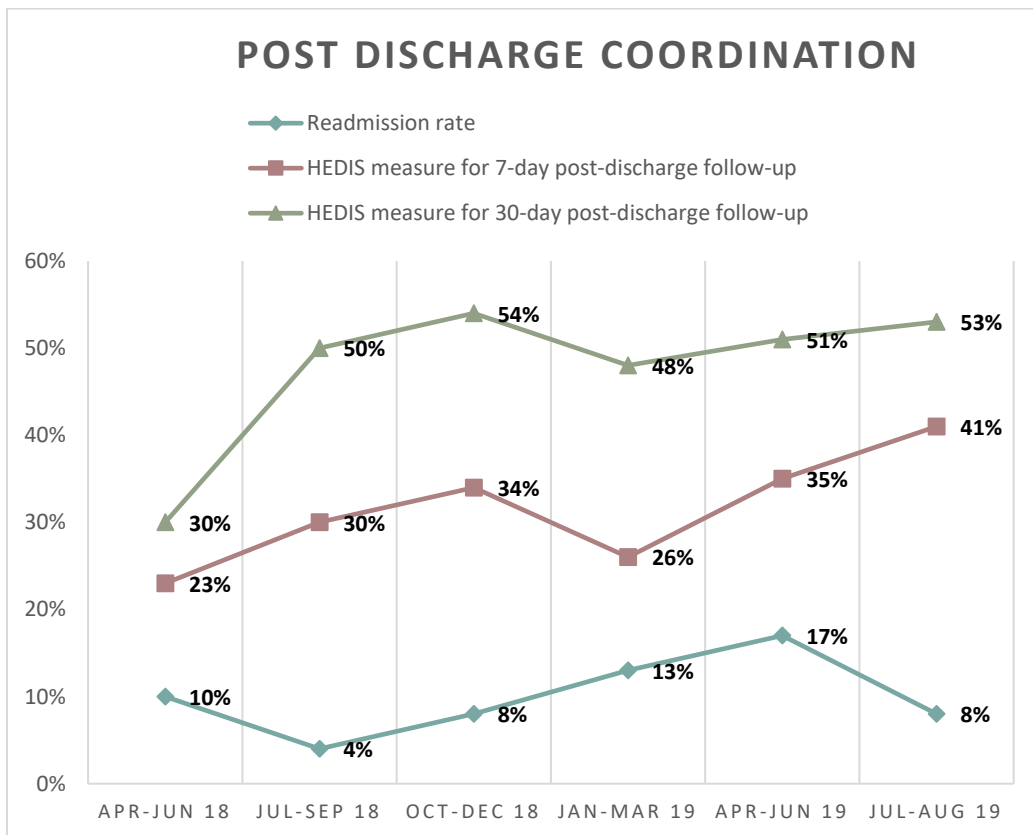
Current Discussion:

- ✓ At the time of intake 35% of all of our clients are homeless. After 6 months, 30% are homeless. 15% of our homeless clients obtained some sort of housing after six months. Homelessness has decreased 15% across our clients.
- ✓ In regards to independent living, after six months, 10% more of our clients are living independently. A client living with family has decreased 9%, which means that fewer clients are living with family out of convenience.
- ✓ Fewer of our clients are homeless which means that community support staff are helping clients reach their goals and clients are becoming more independent as a result of working with their community support specialists.

Medication Clinic

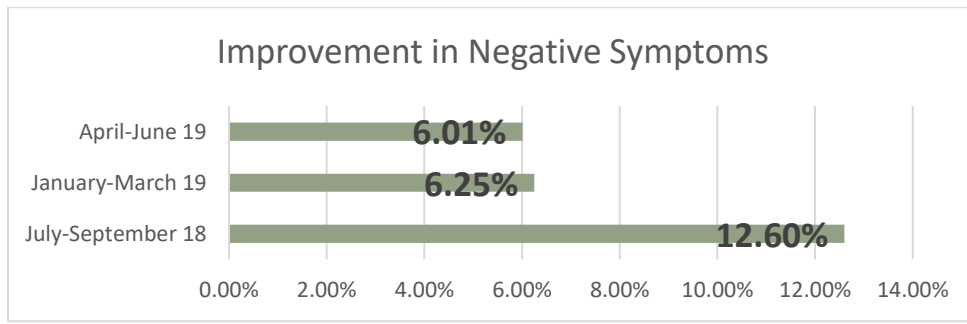
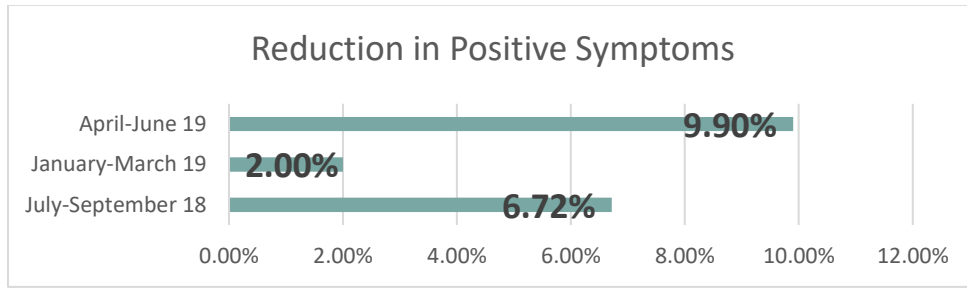


Patient Discharge Coordination



Day Program: Positive & Negative Syndrome Scale (PANSS)

The PANSS will be administered at intake and results will show after six months of attending the day program, a decrease in consumer symptoms.



N=23

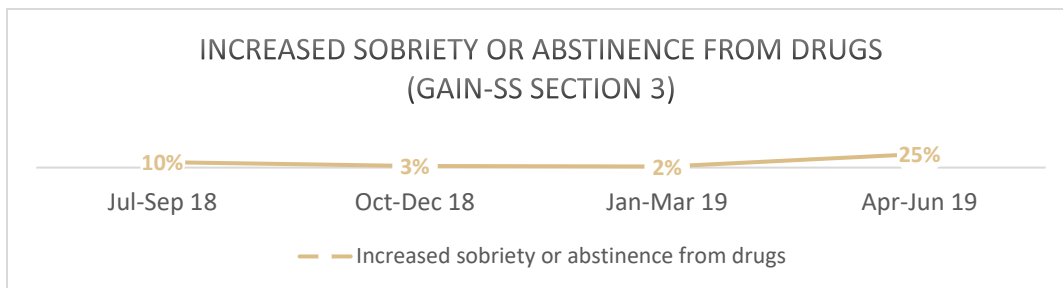
Increased sobriety or abstinence from drugs (GAIN-SS section 3)

(April-June 2019)

The GAIN-SS section 3 captures a client’s substance use and related behaviors. The higher the score indicates that the use and behaviors are more recent. The scores decrease as the timeframe of use and behaviors is further away. A decrease in score shows that a person has maintained abstinence from substance use and substance use related negative behaviors.

- ✓ Over the last 91 days, there has been a 25% decrease in substance abuse related behaviors.

N=9





Making/made progress

Question: Do you feel that the service you received has helped you to deal more effectively with your problem?

August 2019	66% of clients that took the exit survey indicated that they felt the services they received helped a great deal	34% of the clients that took the exit survey indicated that they felt the services they received helped	0% of the clients indicated that services did not help
April 2019	66% of clients that took the exit survey indicated that they felt the services they received helped a great deal	33% of the clients that took the exit survey indicated that they felt the services they received helped	0% of the clients indicated that services did not help
February 2019	64% of clients that took the exit survey indicated that they felt the services they received helped a great deal	36% of the clients that took the exit survey indicated that they felt the services they received helped	0% of the clients indicated that services did not help

N=38

Recommend therapist

Question: How likely would you refer Counseling at Dupont to a friend or colleague?

August 2019	82% of the clients indicated that they would “definitely” recommend their therapist	5% indicated that they would “maybe” recommend their therapist	13% indicated that they would “not” recommend their therapist
April 2019	78% of the clients indicated that they would “definitely” recommend their therapist	7% indicated that they would “maybe” recommend their therapist	15% indicated that they would “not” recommend their therapist
February 2019	76% of the clients indicated that they would “definitely” recommend their therapist	8% indicated that they would “maybe” recommend their therapist	16% indicated that they would “not” recommend their therapist

N=38

CAD Access (time to first visit)

